



*CampusIT*

# **Configuration Manager User Guide**

Version: 1.0.1.0

Last Updated: 31/07/2007

## Table of Contents

1	<a href="#">Introduction.....</a>	<a href="#">3</a>
	<a href="#">1.1 APPLICATION OVERVIEW.....</a>	<a href="#">3</a>
	<a href="#">1.2 APPLICATION ACCESS.....</a>	<a href="#">3</a>
2	<a href="#">Functionality.....</a>	<a href="#">4</a>
	<a href="#">2.1 ACCESS AND LOGIN.....</a>	<a href="#">4</a>
	<a href="#">2.2 HOME.....</a>	<a href="#">4</a>
	<a href="#">.....</a>	<a href="#">5</a>
	<a href="#">2.3 CONFIGURATIONS.....</a>	<a href="#">6</a>
	<a href="#">2.4 PATCHES.....</a>	<a href="#">7</a>
	<a href="#">2.5 HELP.....</a>	<a href="#">7</a>

## ***Introduction***

Configuration Manager is CampusIT's proprietary configuration and release management tool. The Configuration Manager application is made available as part of QuercusPlus v2.5 and it will be accessible via CampusIT Connect, CampusIT's online customer portal.

### ***1.1 Application Overview***

In a multi-component enterprise system, configuration management is of utmost importance. As managing environment/component versions and applications of various updates can become complex, CampusIT's Configuration Manager was designed to ease on-site configuration management by providing up-to-date information on current environment configuration(s) and ready access to relevant software updates.

#### ***1.1.1 Summary of Functionality***

The application has two main features:

- **Change Management Repository:** this feature will provide up-to-date information on the current configuration of a given customer environment (live, test, or train). Information on applied patches, date of application, and staff member who performed the work will be easily available together with the corresponding QCheck reports and information on missing/not-applied patches for each registered environment.
- **Release/Patch Management:** this feature will provide information on software updates/patches for products relevant to the client installation. Included will be access to the software updates as well as automatic alerts on patch availability.

#### ***1.1.2 Summary of Benefits***

- Easily accessible information on the up-to-date status of multiple environment configurations
- Detailed view of the current configuration including alerts and recommended actions
- Early notification and visibility of upcoming software changes (in the release notes of planned/upcoming releases)
- Easy access to relevant product updates (one repository for both general product and custom-specific software updates)
- Automatic notifications of planned and released software updates
- Enhanced search facility

### ***1.2 Application Access***

Configuration Manager is available through the CampusIT Connect online customer portal. The information accessed by the application is stored in the CampusIT Connect Repository, which is fed by software update processes, configuration snapshots and QCheck reporting.

**Note:** the information reported back to CampusIT Connect's Repository is database configuration information only (it does not contain any corporate data/information).

## 2 Functionality

### 2.1 Access and Login

Configuration Manager is available through the CampusIT Connect online customer portal: <http://connect.campusit.net/>

The CampusIT Connect User Name and Password are used to login. The Configuration Manager link is available on the left-hand side menu of the client welcome page.

### 2.2 Home

Clicking on the Configuration Manager link will display the application's home page from here the main sections can be accessed via tabs:



A breadcrumb trail is displayed beneath the tabs for ready navigation.

The main part of the Home page displays the detailed configuration of the Client's primary environment (usually the LIVE database).



DEMO - external (Sofia)

Configuration		More Info
Customer	CIT Campus IT ADMIN	
Configuration	DEMO - external (Sofia)	
Synchronized	29-JUL-2007 15:55:38	
Type	Training	
Database	Oracle Database 10g Release 10.2.0.3.0 - Production	

#### Components

Component Name	Version	Patch	Modified	Advisor	Details
QuercusPlus Baseline	2.1.0.14	SU995	07-MAR-07	!	
QuercusPlus Beta software		SU905	31-MAY-07	✓	
QuercusPlus Custom		SU960	07-MAR-07	✓	
QuercusPlus Juno	1.6.0.962	SU962	08-FEB-07	!	
QuercusPlus MyAdmin	2.1.0.14	SU956	02-FEB-07	✓	
Solar Control Centre	2.0.0.1	SU1100	04-JUL-07	✓	


The **Advisor** field indicates component status (OK, Warning or Error); clicking on the Advisor icon displays further status information as the following example illustrates:


DEMO - external (Sofia) > **Configuration Advisor**


**QuercusPlus Baseline** Back

<p>Version 2.1.0.14 Installation Valid Created Patch SU995</p>	<p>Latest Version 2.1.0.17 Modified 07-MAR-07</p>
--	---


**Advisor**

 **Installation**  
 The installation is Valid

 **Version**  
 New version of application is available.  
 You should apply missing patches.

 **Configuration audit**  
 QCheck report is not available.  
 Please create QCheck report for the latest patch and upload it onto Configuration manager.

**Missing Patches**

 No missing patches were found.  
 Please be aware this feature is available only for QuercusPlus 2.5










Clicking on the **Details** icon displays a list of installed patches. The list may be filtered by entering a value and pressing the **Search** button; it may also be downloaded or viewed as a CSV file by pressing the **Download** link.

DEMO - external (Sofia) > **Details**

**QuercusPlus Baseline** Back

<p>Version 2.1.0.14 Latest Version 2.1.0.17 Status Valid Patch SU995 Modified 07-MAR-07</p>	<p>Notes</p> <div style="border: 1px solid #ccc; height: 40px; width: 100%;"></div>
---	---

**Installed Patches**

Seq ▼	Patch	Installed	Installed By	Details
561	SU995	07-MAR-2007 17:03:49	sbrennan	
521	SU950	07-MAR-2007 16:44:23	sbrennan	
305	SU925	08-JAN-2007 16:34:39	sbrennan	
303	SU910	08-JAN-2007 16:31:59	sbrennan	
301	SU870	08-JAN-2007 16:28:39	sbrennan	
283	SU840	08-JAN-2007 16:27:34	sbrennan	
281	SU805	08-JAN-2007 16:21:43	sbrennan	
262	SU778	08-JAN-2007 16:17:53	sbrennan	
261	SU776	08-JAN-2007 16:12:12	sbrennan	

## 2.3 Configurations

The **Configurations** tab displays the site's list of configurations/environments registered in the application (per the client's software service level agreement in










### Configurations

Configurations

Create

Customer CIT Campus IT ADMIN

Name ▲	Type	Configuration ID	Details	Edit
<a href="#">DEMO - external (Sofia)</a>	Training	CIT.DEMO.SOFIA	sofia.campusit.net	
<a href="#">DEMO - internal (old)</a>	Training	CIT.DEMO	-	
<a href="#">Development (HE)</a>	Development	CIT.DEV-HE	QuercusPlus development	
<a href="#">Development (HE2)</a>	Development	CIT.DEV-HE2	ApEx development	
<a href="#">QBASE21 - Baseline</a>	Test	CIT.QBASE21	-	
<a href="#">QBETA21 - Beta software test</a>	Test	CIT.QBETA21	-	
<a href="#">QTEST21 - Software test</a>	Test	CIT.QTEST21	-	
				1 - 7

The **Name** is a link to further configuration details which may also be accessed via the buttons in the **Edit** column.

## 2.4 Patches

The **Patches** section lists available patches, with the ability to filter and search by **Patch** number, **Product**, **Component** and **Status**.

**CampusITConnect**  
Configuration Manager

Home Configurations **Patches**

**Patches** Notifications Create Search

Search Product Component Status  
[ ] QuercusPlus [v] QuercusPlus Baseline [v] (All) [v]

Patch ▲	Name	Component	Version	Status	Cust.	Release Date	Release Notes	Download
SU1111	QBASE	QuercusPlus Baseline	2.5.0.0	Draft	-	-		
SU1119	QuercusPlus 2.5 Database Upgrade	QuercusPlus Baseline	2.5.0.0	Planned	-	31-JUL-07		
SU1120	QuercusPlus 2.5 Application Installer	QuercusPlus Baseline	2.5.0.1120	Draft	-	-		
SU1121	QuercusPlus 2.5 Database Installer	QuercusPlus Baseline	2.5.0.0	Draft	-	-		
SU1124	QBASE	QuercusPlus Baseline	2.5.0.0	Draft	Yes	-		

1-5

Can't find a  
Patches rel  
30th July 20  
CampusIT T

The **Patch** code is a link to patch details (see section ). **Release Notes** may be viewed via the corresponding icons. The **Download** icons may be used to view or download the corresponding patch.

Note that only patches which have been Released can be downloaded.

## 2.5 Help

The **Help** tab provides information about the current version of Configuration Manager.